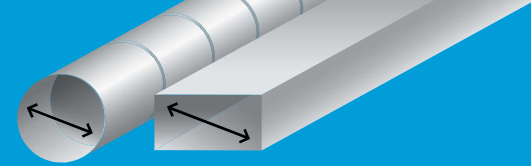


# Electric brushing machine E-25-L

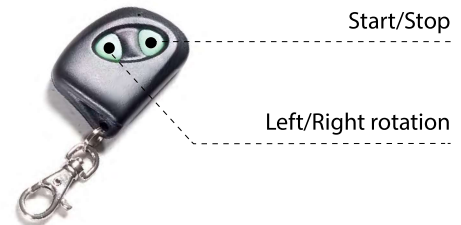


200-800mm

This resistant brushing device with powerful electric motor and integrated retractable multitube hose is the best choice for cleaning medium to large rectangular and round air ducts up to 800mm in diameter. Multiple optional add-on mechanisms and functionalities allow you to customize this device to meet your specific cleaning needs.



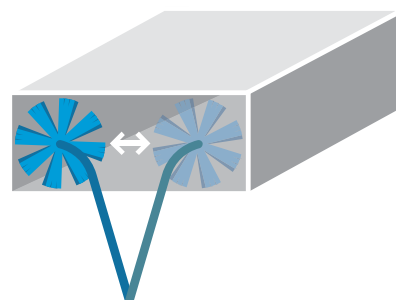
Wireless remote control

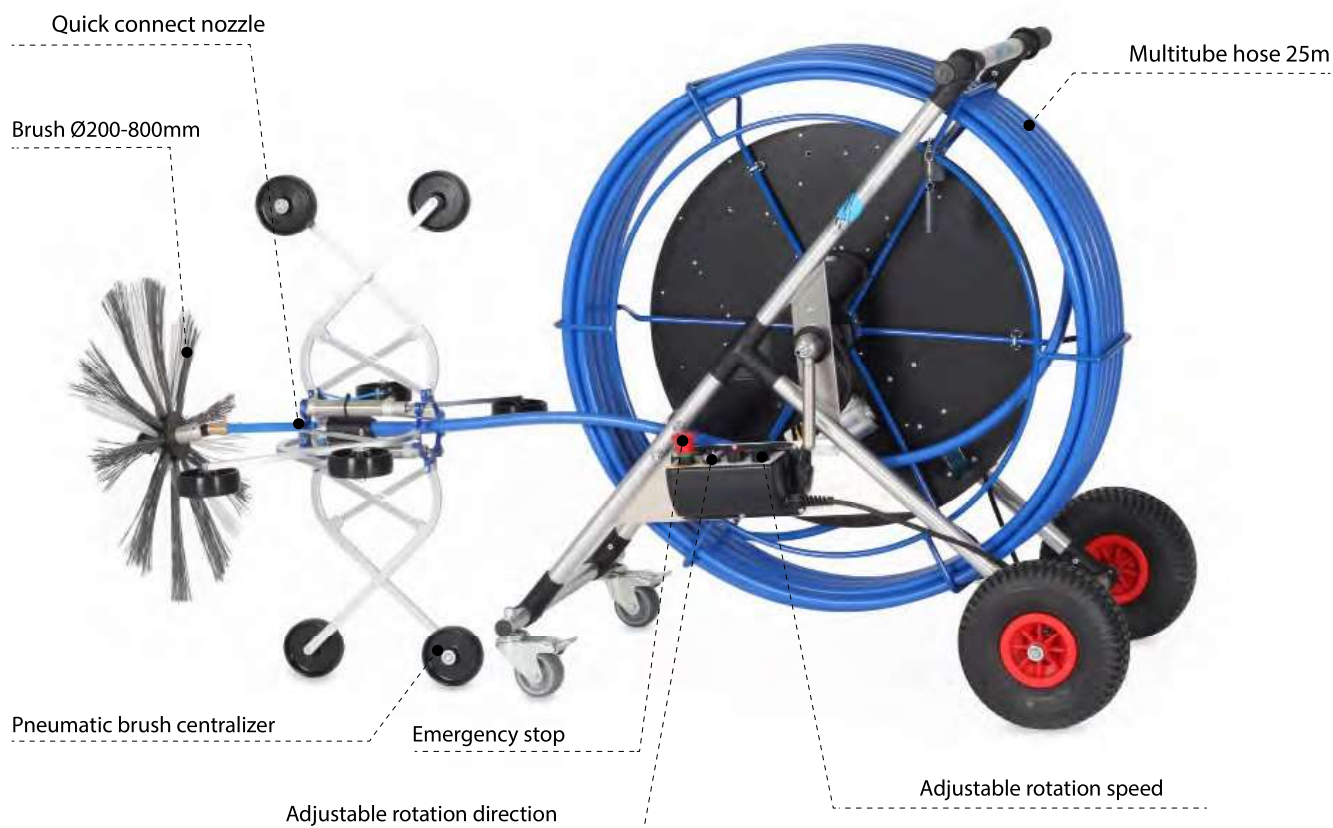


- Simple and robust
- Long-lasting, powerful EC motor
- Durable and flexible multitube hose
- Retractable reel system
- User-friendly control panel
- Pre-installed hoses and connector for disinfection
- Pre-installed hoses and connector for pneumatic brush centralizer
- Automatic shaft safety stop system in case brush gets jammed
- Fast and easy brush replacement without tools
- Lightweight, easy to manoeuvre and transport

## Automatic brush direction change

Pressovac patented automatic brush direction change function allows brush to automatically move from side to side within adjustable timeframe. This is the optimal solution for proper cleaning of large rectangular ducts.





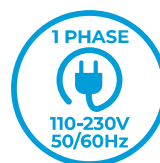
## Technical Specifications

E-25-L

Multitube hose length	25m
Weight	54kg
Dimensions (LxHxW)	103x100x60cm
Frame structure	aluminum
Brush rotation direction	left/right
Brush rotation speed	up to 550 rpm
Safety stop system	integrated
Motor type	EC motor
Power supply	1 phase, 110-230V, 50-60Hz, 10A
Automatic brush rotation direction change	optional
Pneumatic brush centralizer	optional
Wireless remote control	optional

## Recommended accessories:

- Disinfection nozzle and tank
- S- and L-brushes
- Vacuum discs
- Centering brush set
- Pneumatic brush centralizer



# Vacuum-filter machine SFU-50

4500 m<sup>3</sup>/h

SFU-50 is a powerful compact vacuuming device with integrated filtering system and adjustable airflow. It is ideal for cleaning medium to large ventilation duct systems in buildings where only one phase power supply is available. It is appropriate for ducts up to 630mm in diameter.



- High airflow and pressure
- Long-lasting, powerful EC motor
- Only 1 phase power supply required
- Works in vertical and horizontal position
- G3 pre-filters, F7, H13 HEPA and Activated carbon filters available
- Filters are easy to replace
- Compact, easy to manoeuvre and transport




Control panel



On/Off switch

Adjustable airflow



F7 main filter  
G3 pre-filter

Handle to lift the device  
for easy transportation

Filter monitor

Inlet hose connection Ø315mm

Castors with brakes

Technical Specifications	SFU-50
Maximum airflow	4 500m <sup>3</sup> /h
Maximum pressure	1100Pa
Motor type	EC motor
Power supply	1 phase, 200-277V, 50-60Hz, 10A
Dimensions (LxHxW)	127x88x63cm
Frame structure	aluminum
Weight	48kg
Adjustable airflow	10-100%
Power outlet	integrated
Inlet and outlet hose connection	Ø315mm
Filter monitor	included
G3 pre-filter	optional
F7 compact filter	optional
H13 HEPA filter	optional
Activated carbon filter	optional

### Recommended accessories:

(see Accessories on p. 27)

- Air transfer hoses
- Air exhaust hoses
- Barrage plugs

